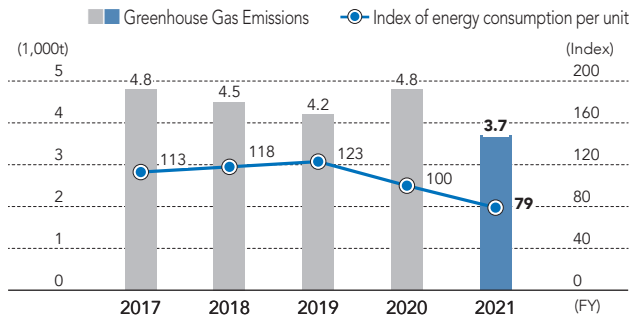


Transition of the Environmental Impact at Branches and Yokkaichi Chemical Co., Ltd.

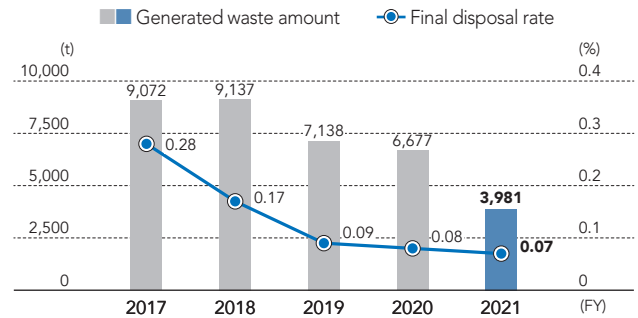
Yokkaichi Branch

Changes in Greenhouse Gas Emissions and Energy Consumption



Notes: 1. Total value of Chitose and Kasumi Plants
2. Index of energy consumption per unit [FY2020 = 100]

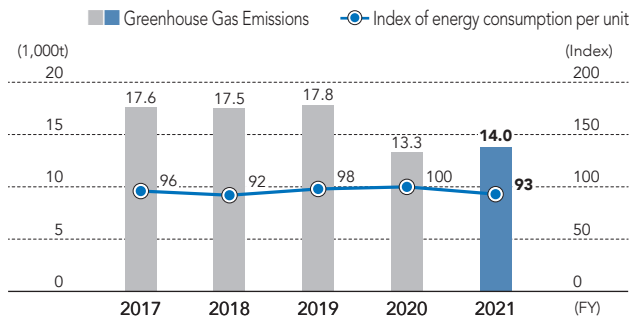
Changes in Generated Waste Amount and Final Disposal Rate



Note: Total value of Chitose and Kasumi Plants

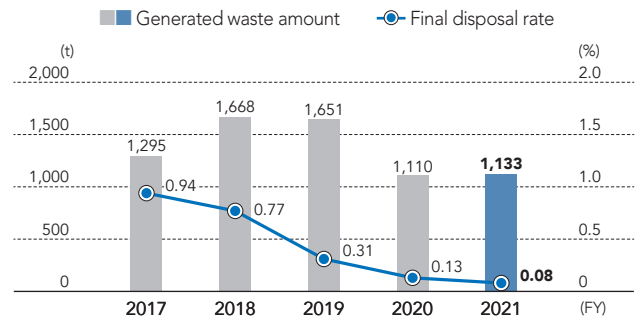
Ohgata Branch

Changes in Greenhouse Gas Emissions and Energy Consumption



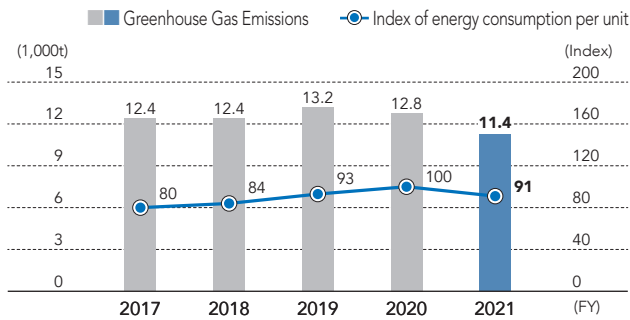
Note: Index of energy consumption per unit [FY2020 = 100]

Changes in Generated Waste Amount and Final Disposal Rate



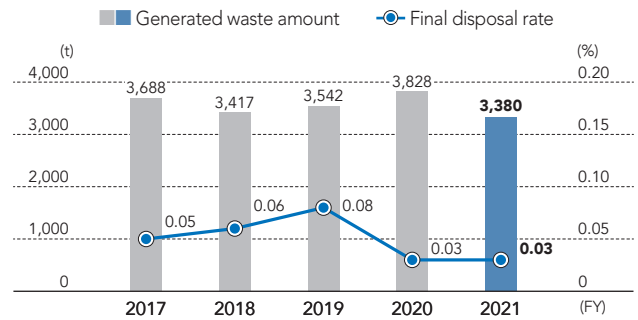
Shiga Branch

Changes in Greenhouse Gas Emissions and Energy Consumption



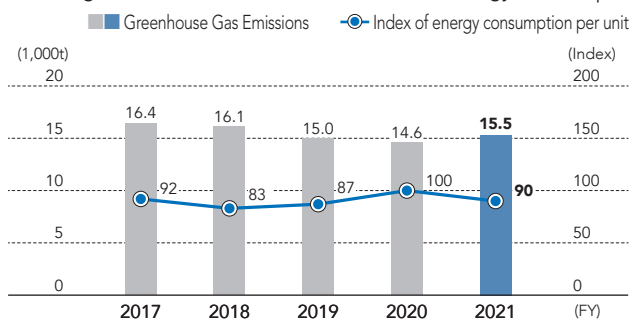
Note: Index of energy consumption per unit [FY2020 = 100]

Changes in Generated Waste Amount and Final Disposal Rate



Yokkaichi Chemical Co., Ltd.

Changes in Greenhouse Gas Emissions and Energy Consumption



Note: Index of energy consumption per unit [FY2020 = 100]

Changes in Generated Waste Amount and Final Disposal Rate

