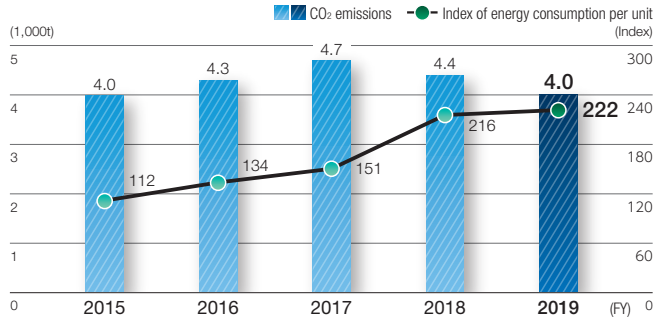


Transition of the Environmental Impact at Branches and Yokkaichi Chemical

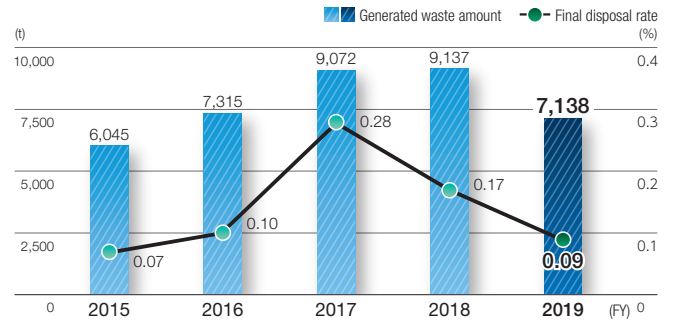
Yokkaichi Branch

Changes in Energy Consumption



1. From fiscal 2015 onward, total value of Chitose and Kasumi Plants
2. Index of energy consumption per unit [2005 = 100]

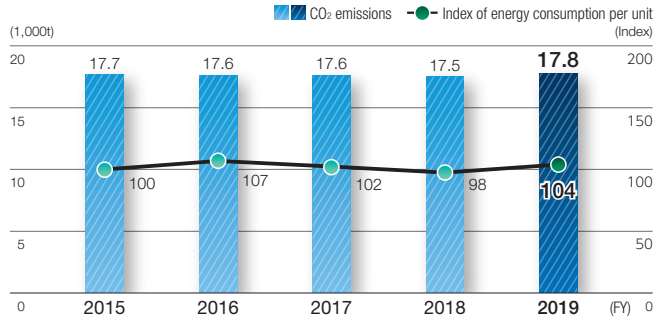
Changes in Generated Waste Amount and Final Disposal Rate



Note: From fiscal 2015 onward, total value of Chitose and Kasumi Plants

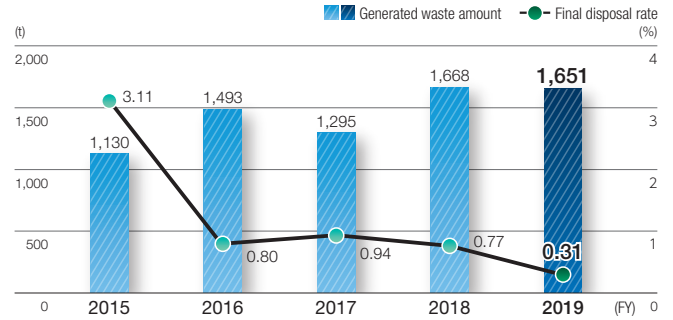
Ohgata Branch

Changes in Energy Consumption



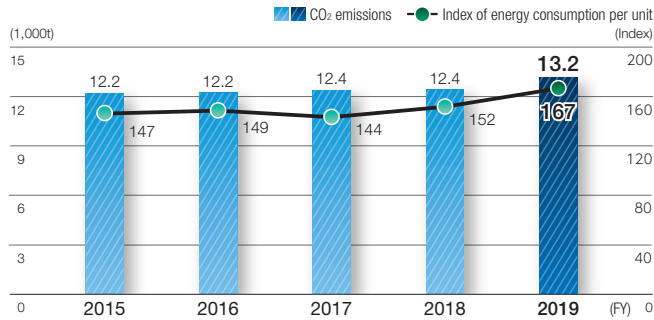
Note: Index of energy consumption per unit [2005 = 100]

Changes in Generated Waste Amount and Final Disposal Rate



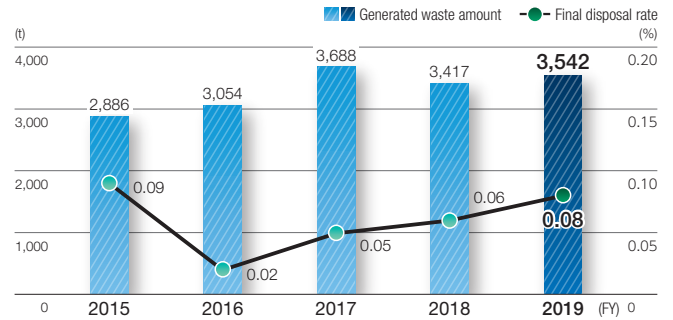
Shiga Branch

Changes in Energy Consumption



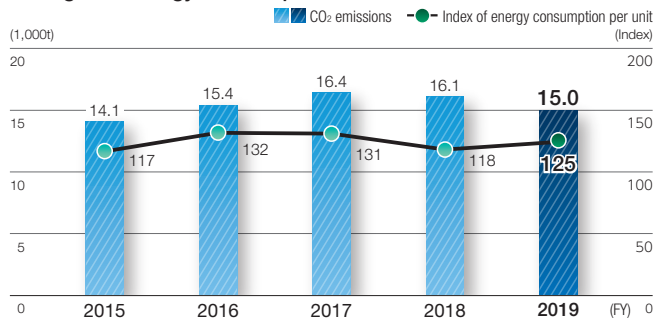
Note: Index of energy consumption per unit [2005 = 100]

Changes in Generated Waste Amount and Final Disposal Rate



Yokkaichi Chemical Company Limited

Changes in Energy Consumption



Note: Index of energy consumption per unit [2005 = 100]

Changes in Generated Waste Amount and Final Disposal Rate

